

**Overview:**  
**Process for Developing the**  
***National Report on Sustainable Forests–2010***

**Rich Guldin & Ruth McWilliams**


**Roundtable on Sustainable Forests**

**7 Sept 2006**



# Introduction

- ✓ The Process & Products Envisioned
- ✓ Potential Contributions from RSF
- ✓ Key Questions for RSF



## What's the Problem?

- ✓ Two major reports, both due at same time
  - **RPA Assessment**
    - A legal mandate every 5 years
    - Supporting the FS Strategic Plan
  - **National Report on Sustainable Forests**
    - U.S. Government commitment to Montreal Process
    - Aimed at 2009 World Forestry Congress
- ✓ Competing for funding and staffing




## **Contrasting RPA Assessment & National Report on Sustainable Forests**

### **✓ RPA Assessment**

- Covers multiple resources, not just forests
- 50-year projections, based on recent trends
- Based on whatever seems important to analysts at the time
- Aims at audience of scientists & policy analysts
- Meets domestic legal mandate
- Links to FS strategic plan; actions are listed in the plan

### **✓ National Report on Sustainable Forests**

- Covers forests—both public and private
- Current situation & analysis of recent trends
- Based on Montreal Process criteria & indicators
- Aims at broader audience of forest stakeholders
- Satisfies U.S. international obligation
- Includes actions being taken in U.S.



## Timeline

- ✓ 2010: Final report / products released
- ✓ 2009: Draft report / products available at World Forestry Congress in Argentina
- ✓ Aug-Dec 2008: Draft report / products released for public review & comment; listening sessions and workshops
- ✓ Dec 2007: Data report / products finished
- ✓ Starting NOW: The hard work—deciding on indicators, assembling the team and \$\$\$, gathering data, engaging with stakeholders



# Desired Products

- ✓ Web-based delivery is the primary product
  - An indicator system; prototyped by NAASF/NA
  - Status of each indicator
    - The MP C&I, as modified
    - Pilot-tests of cutting edge U.S. indicators
  - Scalable web tools for assessing & reporting information at multiple scales
  - Analysis of trends & changes since 2003
  - Data reports of technical information for each indicator



## Desired Products

- ✓ **A national summary document as a secondary product**
  - A national snapshot of current conditions, by indicator
  - Broad analyses of trends & changes since 2003
  - Connections to RPA Assessment (e.g., driving forces, other resources; projections)
  
- ✓ ***“The Path Forward: Beyond 2010”* -- an RSF report ???**



# Teams Being Organized

## ✓ **Steering Committee**

- Key FS executives & senior staff (others??)
- Vision, oversight, accountability, funding, staffing
- Linkages to other indicator processes & roundtables

## ✓ **Partners' Circle**

- Agencies & NGOs bringing ideas, data, people, and/or money to the process

## ✓ **Sustainability Report Core Team**


- The 5-8 senior staff responsible for day-to-day progress
- Design and build process & products with criterion leads

## ✓ **Criterion Leads**

- 2 people per criterion
- Overall thematic leadership to indicator specialists

## ✓ **Indicator Specialists**

- Key technical staff who collect and analyze data



# Chronology of RSF Engagement for 2003 Report

## ✓ **Technical input on:**

- State of knowledge and availability of data related to each C&I via technical workshops
- Review of draft chapters and draft report
- Integration / synthesis and conceptual model

## ✓ **Communications / Outreach assistance on:**

- Proposed content, format, and approach for developing report
- Briefings for Congressional staff & national organizations
- Regional and tribal workshops



## Future RSF Engagement ?

### ✓ Looking Ahead to 2010

- Affirm/confirm the priority indicators & skipping over the gaps
- Provide early input on prototype and review while web-based delivery system is developed
- Find ways to use 2003 report, 2006 products, and 2010 process in other venues & settings
- Identify & work on new technical issues
- Help create “meaning” as we go; RSF as the centerpiece of stakeholder engagement in the U.S.



## 4 Key Questions

1. How will the proposed design of the report—web-based as the priority—meet users' needs and enhance utility?
2. To what extent and/or how can RSF participants help fill data gaps?
3. Should the USA pilot-test some brand new indicators in the USA report? If so, how shall we define and decide which ones?
4. Will the RSF lead or coordinate:
  - Workshops to address technical issues?
  - Meetings to facilitate stakeholder/public review?
  - Companion products?