

# **Sustainable Forest Management Criterion 7**


**Legal, Institutional, and Economic Framework  
for Forest Conservation and Sustainable Management**

**Steverson Moffat and Fred Cubbage**

Presented at:

Roundtable on Sustainable Forests National Workshop

December 9-12, 2007, Hunt Valley, MD




# **Sustainable Forest Management Criterion 7**

**2003 Indicators Number 48-67  
by Five Broad Categories**


**Status**

**Prospects**



**Extent to Which the Legal Framework (laws, regulations, and guidelines) Supports the Conservation and Sustainable Management of Forests (Indicators 48 - 52)**

- ❑ 48. Clarifies property rights, provides for appropriate land tenure arrangements, recognizes customary and traditional rights of indigenous peoples, and provides a means for resolving property disputes by due process.
- ❑ 49. Provides for periodic forest-related planning, assessment, and policy review that recognizes the range of forest values, including coordination with relevant sectors




**Extent to Which the Legal Framework (laws, regulations, and guidelines) Supports the Conservation and Sustainable Management of Forests (Indicators 48 - 52)**

- ❑ 50. Provides opportunities for public participation in public policy and decisionmaking related to forests and public access to information
- ❑ 51. Encourages best practice codes for forests
- ❑ 52. Provides for the management of forests to conserve special environmental, cultural, social, and/or scientific values




**Extent to Which the Institutional Framework Supports the  
Conservation and Sustainable Management of Forests  
(Indicators 53 - 57)**

- ❑ 53. Provide for public involvement activities and public education, awareness, and extension programs, and make available forest-related information
- ❑ 54. Undertake and implement periodic forest-related planning, assessment, and policy review, including cross-sectoral planning and coordination




## **Extent to Which the Institutional Framework Supports the Conservation and Sustainable Management of Forests (Indicators 53 - 57)**

- ❑ 55. Design and maintain human resource skills across relevant discipline
- ❑ 56. Develop and maintain efficient physical infrastructure to facilitate the supply of forest products and services and to support forest management
- ❑ 57. Enforces laws, regulations, and guidelines



## **Extent to Which the Economic Framework (economic policies and measures) Supports the Conservation and Sustainable Management of Forests (Indicators 58 & 59)**

- ❑ 58. Investment and taxation policies and a regulatory environment that recognizes the long-term nature of investments and permits the flow of capital in and out of the forest sector in response to market signals, nonmarket economic valuations, and public policy decisions in order to meet long-term demands for forest products and services
- ❑ 59. Nondiscriminatory trade policies for forest products



## **Capacity to Measure and Monitor Changes in the Conservation and Sustainable Management of Forests (Indicators 60 - 62)**

- ❑ 60. Availability and extent of up-to-date data, statistics, and other information
- ❑ 61. Scope, frequency, and statistical reliability of forest inventories, assessments, monitoring, and other relevant information
- ❑ 62. Compatibility with other countries in measuring, monitoring, and reporting on indicators



**Capacity to Conduct and Apply Research and Development  
Aimed at Improving Forest Management and Delivery of Forest  
Goods and Services (Indicators 63 - 67)**

- ❑ 63. Development of scientific understanding of forest ecosystem characteristics and functions
- ❑ 64. Methods to integrate environmental and social costs and benefits into markets, public policies, and national accounting systems



**Capacity to Conduct and Apply Research and Development  
Aimed at Improving Forest Management and Delivery of Forest  
Goods and Services (Indicators 63 - 67)**

- ❑ 65. New technologies and the capacity to assess the socioeconomic consequences associated with the introduction of new technologies
- ❑ 66. Enhancement of the ability to predict effects of human intervention on forests
- ❑ 67. Capacity to predict effects on forests of possible climate change



# Key to 2003 Data Rating System

- ❑ Data generally complete nationally, current, and reliable
- ❑ Data may not be consistent nationally, slightly dated, and not measured frequently enough
- ❑ Data is from inconsistent sources or is nonexistent, is more than 15 years old, or is partial, and has no consistent plan for remeasurement
- ❑ Data is modeled



# 2003 Status of All 20 C7 Indicators

## □ Data Coverage

- Regional or some national data
- Data may not be consistent nationally, slightly dated, and not measured frequently enough

## □ Data Currency and Data Frequency

- Incomplete or one time data
- Data is from inconsistent sources or is nonexistent, is more than 15 years old, or is partial, and has no consistent plan for remeasurement



## Criterion 7 - Observations

- ❑ Nowhere to go but up
  - Data coverage is brown – inconsistent, dated, and old
  - Data currency and frequency worse (red) – incomplete or one time measurements
- ❑ Getting to green on limited budget/staff unlikely
- ❑ Can we model some of this and achieve yellow?
  
- ❑ One possible policy / analysis model follows



# Policy Structure Model

## by Level of Compulsion and Approach

### Level of Compulsion

Discretionary/Voluntary:  
Education, Incentives, Markets

Non-Discretionary/Mandatory:  
Law, Regulation

### Approach

Prescriptive

Prescriptive

Process or Systems Based

Process or Systems Based

Performance or Outcome  
Based

Performance or Outcome Based



## Possible Questions for Criterion 7

- ❑ Success and shortcomings of the write-up for 2003?
- ❑ Ways to improve C& for the 2010 iteration?
- ❑ What would you hope to learn about C7 from the 2010 Report?
- ❑ Ideas for data sources?
- ❑ Is modeling / policy classification approach useful?
  - Public programs, policy, law, institutions
  - By state, region, nation
- ❑ Ideas to implement indicators?



# General Discussion Questions

- ❑ What aspects (and which indicators) of this criterion do you believe are most important for understanding sustainability?
- ❑ What spatial scale do you think is most relevant for reporting information in the criterion (or specific indicator)?
- ❑ How should the information in this criterion (specific indicator) best be delivered and/or presented?
- ❑ In the absence of “hard” quantified data, what strategies would you suggest for addressing specific indicators within this criterion and how useful would this approach be to you?